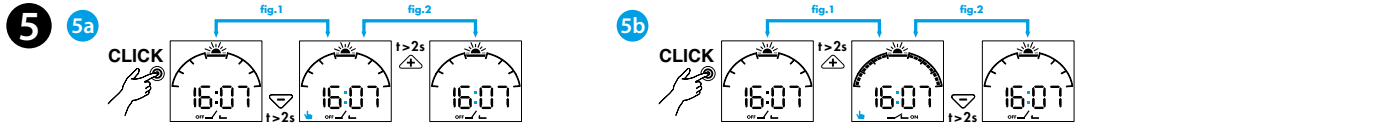
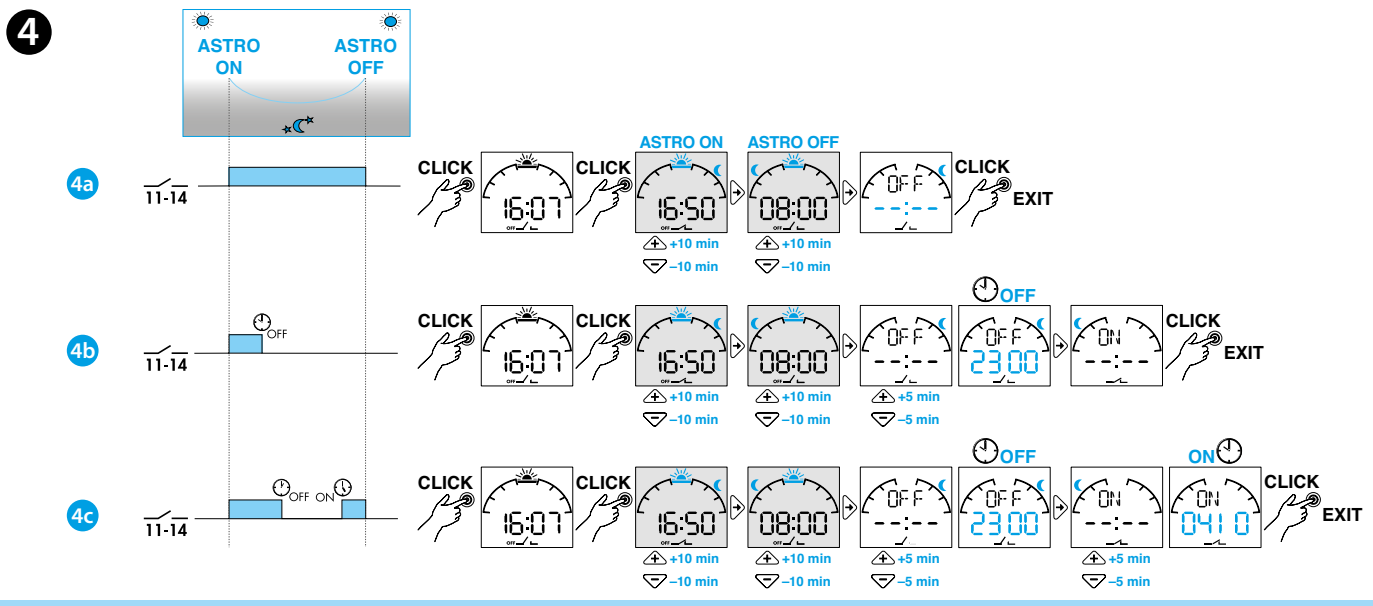
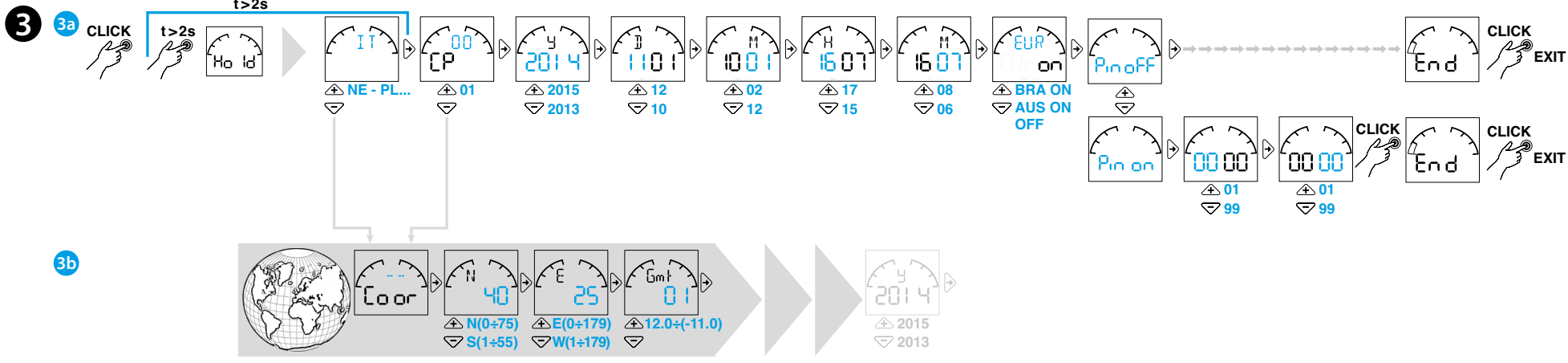
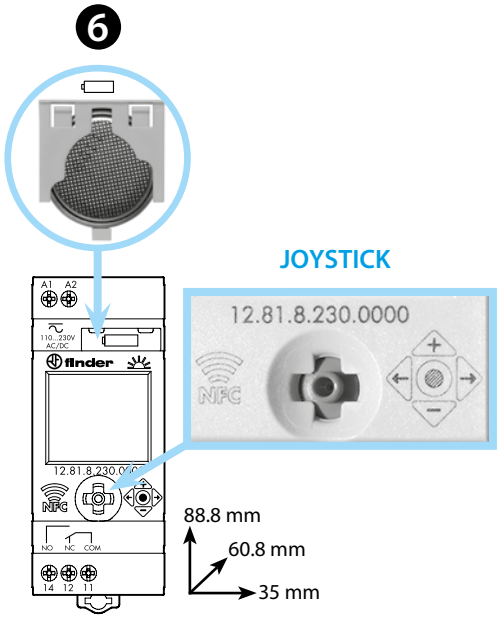
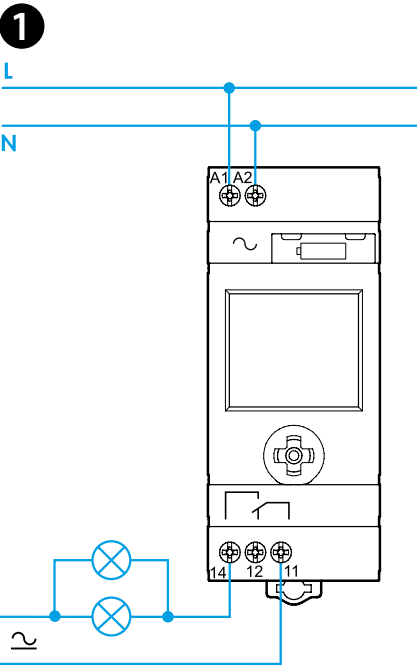
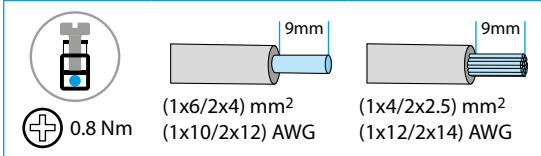





12.81

EN 60669-1 / EN 60669-2-1	
12.81.8.230.0000	
U _N 110...230 V AC (50/60 Hz) / DC	
U _{min} 90 V AC / DC	
U _{max} 264 V AC / DC	
P 2.8 VA (50 Hz) / 0.9 W	
1 CO (SPDT)	
16 A 250 V AC	
AC1 4000 VA	
AC15 (230 V AC) 750 VA	
	(230 V) 2000 W
	(230 V) 750 W
	CFL - LED (230 V) 400 W
	(-20...+50)°C
IP20	



ENGLISH

12.81 DIGITAL ASTRO TIME SWITCH

- 1 WIRING DIAGRAM**
- 2 DISPLAY INDICATORS**
 - A Switch-off at sunrise
 - B Switching advanced (■=10min)
 - C CP(post code) – Coor(geographic coordinates in degrees)
 - Time zone(with respect to Gmt) – year – day – month – hour – minutes – Daylight saving – PIN – END
 - D Manual mode active
 - E Current contact state
 - F Time switch without power supply connected (powered by battery)
 - G IT(country), CP(leading two characters of CP), Y(year), D(day), M(month), H(hour), M(minutes), Daylight saving ON/OFF (EUR=Europe–BRA=Brazil–AUS=Australia)
 - Coor N(North), S(South), E(East), W(West), Gmt(Time zone)
 - Prog OFF(switch-off), ON(switch-on)
 - H Switching retarded (■=10min)
 - I Switch-on at sunset

- 3 SETUP (examples)**
 - 3a Setup PIN–Country–Postcode–Data–Summer time
 - 3b Setup by geographic coordinates. Start at 3a, but at the select Country or select CP stage, scroll down with ▾ to enter Coor setting. Continue by setting the coordinates and time zone. Latitude: North-South. Longitude: East-West. Time zone(Gmt).

- 4 PROGRAMMING (examples)**
 - 4a ASTRO function
 - 4b ASTRO function + (Time Switch) OFF
 - 4c ASTRO function + (Time Switch) OFF & ON

NOTE

 - (■=10min) Advanced/Retarded
 - ASTRO times vary over the year, time switch times remain constant

- 5 MODE SETUP**
 - 5a MANUAL OFF mode setting (activate fig.1/deactivate fig.2)
 - 5b MANUAL ON mode setting (activate fig.1/deactivate fig.2)

- 6 Battery replacement**

BATTERY CR 2032 (LiMnO₂) 3V, 230mAh.
Complies with Article 11, EU directive 2006/66/CE.
Dispose of batteries according to local regulations.

- NOTE**
- Back-light display (only with power supply)
 - Minimum switching interval: ■=10min

- 7 Programmable with NFC technology by the App FINDER TOOLBOX downloaded from Google Play™.**

